

**BOURNS (DONGGUAN) ELECTRONICS CO., LTD****SPECIFICATION FOR APPROVAL**

CUSTOMER: WOLFSPEED

AGENCY: ---

CUSTOMER P/N: --- CUSTOMER REV.: ---

BOURNS P/N.: BS501144T BOURNS REV.: 04

PRODUCT NAME: INDUCTOR PROJECT No.: MAG-3000764

DESCRIPTION: INDUCTOR

FILE No.: BD3RD-R2826 RELEASED DATE: 28-Oct-2022

POSITION	SIGNATURE	DATE
DE	Xianjia Zhang	28-Oct-2022
ME	Jerry Qiu	28-Oct-2022
CHECKED	Mark Wu	28-Oct-2022
APPROVED	Mike Liang	28-Oct-2022
BOURNS CACHET		

SIGNATURE	
NAME	
POSITION	
DATE	
CUSTOMER CACHET	




THESE DRAWINGS AND SPECIFICATIONS ARE THE PROPERTY OF BOURNS (DONGGUAN) ELECTRONICS CO., LTD AND SHALL NOT BE REPRODUCED OR USED AS THE BASIS FOR THE MANUFACTURE OR SALE OF APPARATUS OR DEVICES WITHOUT EXPRESS WRITTEN PERMISSION FROM BOURNS.

Address: No.3 Xisha Road, Xinan Area, Shijie Town, Dongguan City, Guangdong Province, China
Telephone: +86(769)8632-7771 Fax: +86(769)8632-7773

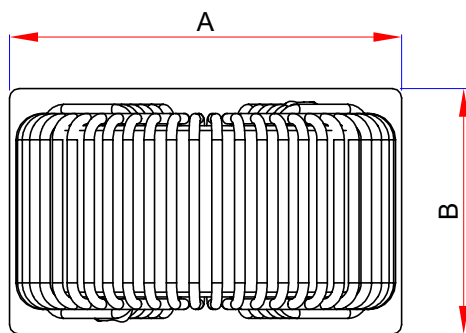
AMENDMENT RECORD

Rev.	Reason For Change	Details	Approved by	Approved Date
01	The First Submittal	---	Mike Liang	20-Aug-2022
02	Customer Request	1.Change INDUCTANCE@25ADC from 500uH Min. to 400uH Min. 2.Change DCR from TBD to 57.6mΩ Max.	Mike Liang	30-May-2022
03	BOURNS Request	1.Add BOURNS P/N: BS501144T	Mike Liang	05-Sep-2022
04	BOURNS Request	1.Correction of PCB LAYOUT dimensions key in error in version 03.	Mike Liang	10-Oct-2022
		1.Change size E from Ø2.05±0.2 to Ø2.05±0.5 2.Change PCB aperture from Ø2.65 to Ø2.85	Mike Liang	28-Oct-2022

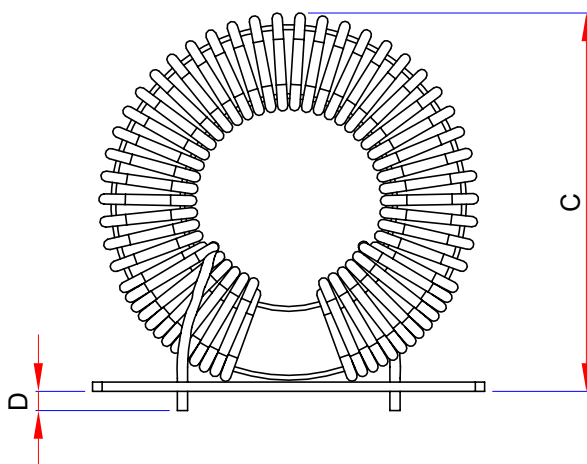
※ THESE DRAWINGS AND SPECIFICATIONS ARE THE PROPERTY OF BOURNS (DONGGUAN) ELECTRONICS CO., LTD AND SHALL NOT BE REPRODUCED OR USED AS THE BASIS FOR THE MANUFACTURE OR SALE OF APPARATUS OR DEVICES WITHOUT EXPRESS WRITTEN PERMISSION FROM BOURNS.

 BOURNS (DONGGUAN) ELECTRONICS CO., LTD			PRODUCT NAME: INDUCTOR			
TOLERANCE (UNLESS OTHERWISE SPECIFIED)		SCALE: NTS.	PROJECT NO.: MAG-3000764		CUSTOMER: WOLFSPEED	
0<L<5:±0.1 5<L<16:±0.3 16<L<50:±0.5	ANGLE: ±1°			CUSTOMER P/N: ---		REV.: ---
		PAGE NO.: 1 OF 5	BOURNS P/N: BS501144T		REV.: 04	

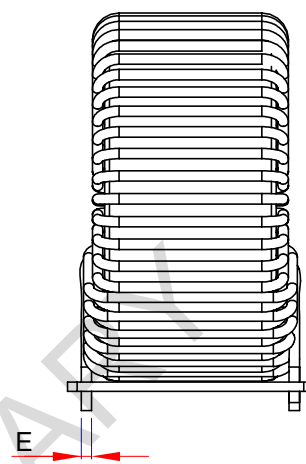
1. DIMENSIONS (mm):



TOP VIEW

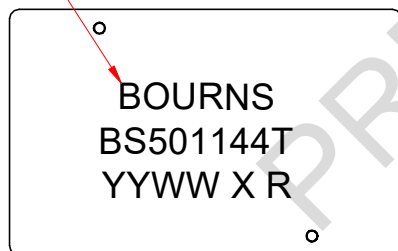


FRONT VIEW

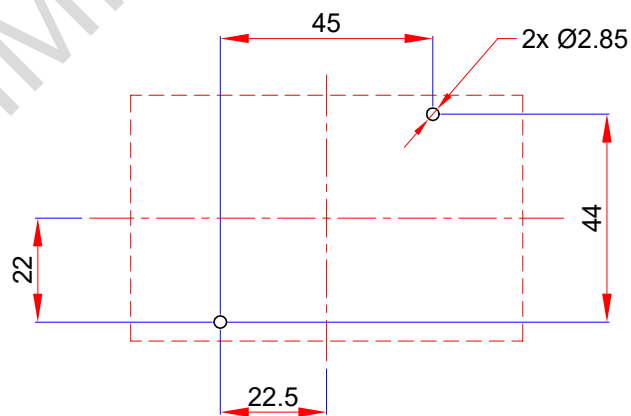


SIDE VIEW

Marking



BOTTOM VIEW



SUGGESTED PCB LAYOUT
TOP VIEW

Marking:

BOURNS

BS501144T

YYWW X R

YY: Year

WW: Week

X : A -- Monday

B -- Tuesday

C -- Wednesday

D -- Thursday

E -- Friday

F -- Saturday

G -- Sunday

R : Revision

A: 84.0 Max.

B: 53.0 Max.

C: 82.0 Max.

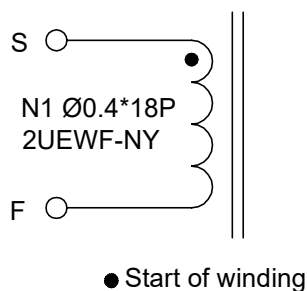
D: 4.0±0.5

E: 2*Ø2.05±0.5

※ THESE DRAWINGS AND SPECIFICATIONS ARE THE PROPERTY OF BOURNS (DONGGUAN) ELECTRONICS CO., LTD AND SHALL NOT BE REPRODUCED OR USED AS THE BASIS FOR THE MANUFACTURE OR SALE OF APPARATUS OR DEVICES WITHOUT EXPRESS WRITTEN PERMISSION FROM BOURNS.

BOURNS® BOURNS (DONGGUAN) ELECTRONICS CO., LTD			PRODUCT NAME: INDUCTOR		
TOLERANCE (UNLESS OTHERWISE SPECIFIED)	SCALE: NTS.	PROJECT NO.: MAG-3000764	CUSTOMER: WOLFSPEED		
0<L<5:±0.1 5<L<16:±0.3 16<L<50:±0.5	ANGLE: ±1°	PAGE NO.: 2 OF 5	CUSTOMER P/N: ---	BOURNS P/N: BS501144T	REV.: 04

2. SCHEMATIC:



3. ELECTRICAL CHARACTERISTIC: At 25 °C

NO.	ITEM	TERMINAL	ELECTRICAL CHARACTERISTICS	TOLERANCE	TEST METERS / CONDITION
1	INDUCTANCE @0ADC	S-F	693uH	±10%	CH-3250/85kHz, 0.1V
2	INDUCTANCE @25ADC	S-F	400μH	Min.	CH-3250/85kHz, 0.1V
3	DC RESISTANCE	S-F	57.6mΩ	Max.	CH-502AC
4	HI-POT	N1-CORE	5mA	Max.	CH-9052/300VDC 2s

4. NOTES:

- 4.1 Operation Temperature: -40°C to +125°C
- 4.2 Storage Temperature for part in packaging: -40°C to +125°C
- 4.3 The dimension determined from the terminal pins is derived from the pin material alone. It does not include, or factor in, solder deposits or icicles from the manufacturing processes.
- 4.4 Appearance inspection reference to general cosmetics standard (Prototype and engineering samples are not included)

※ THESE DRAWINGS AND SPECIFICATIONS ARE THE PROPERTY OF BOURNS (DONGGUAN) ELECTRONICS CO., LTD AND SHALL NOT BE REPRODUCED OR USED AS THE BASIS FOR THE MANUFACTURE OR SALE OF APPARATUS OR DEVICES WITHOUT EXPRESS WRITTEN PERMISSION FROM BOURNS.

BOURNS® BOURNS (DONGGUAN) ELECTRONICS CO., LTD			PRODUCT NAME: INDUCTOR		
TOLERANCE (UNLESS OTHERWISE SPECIFIED)		SCALE: NTS.	PROJECT NO.: MAG-3000764		
0<L<5:±0.1 5<L<16:±0.3 16<L<50:±0.5	ANGLE: ±1°		CUSTOMER: WOLFSPEED		REV.: ---
		PAGE NO.: 3 OF 5	CUSTOMER P/N: ---		REV.: 04
			BOURNS P/N: BS501144T		

5. PACKING:

TBD

PRELIMINARY

※ THESE DRAWINGS AND SPECIFICATIONS ARE THE PROPERTY OF BOURNS (DONGGUAN) ELECTRONICS CO., LTD AND SHALL NOT BE REPRODUCED OR USED AS THE BASIS FOR THE MANUFACTURE OR SALE OF APPARATUS OR DEVICES WITHOUT EXPRESS WRITTEN PERMISSION FROM BOURNS.

<div><div>BOURNS®</div><div>BOURNS (DONGGUAN) ELECTRONICS CO., LTD</div></div>			PRODUCT NAME: <div>INDUCTOR</div>		<div>RoHS COMPLIANT</div> <div></div>
TOLERANCE (UNLESS OTHERWISE SPECIFIED)		SCALE: <div>NTS.</div>	PROJECT NO.: <div>MAG-3000764</div>	CUSTOMER: <div>WOLFSPEED</div>	
0<L<5:±0.1 5<L<16:±0.3 16<L<50:±0.5	ANGLE: <div>±1°</div>		PAGE NO.: <div>4 OF 5</div>	CUSTOMER P/N: <div>---</div>	REV.: <div>---</div>
				BOURNS P/N: <div>BS501144T</div>	REV.: <div>04</div>



Industrial, Consumer

Prototype Product / Sample Disclaimer and Limitation of Liability

Bourns® part number: BS501144T

This disclaimer and limitation of liability applies to any order or use Bourns® products that are of *prototype* in nature, regardless of whether the shipment is labeled as a prototype or sample.



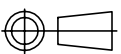
Prototype or sample could be a product manufactured *prior to* completion of the Start of Production and execution of the Approval notice. It is important for you to understand that these prototypes or samples are not intended for resale or for any purpose other than testing and qualification. A prototype or sample that has been used for destructive qualification tests may not be used any further except for engineering analysis.

The use and level of reliability or compliance with specifications testing applicable to Bourns® product shall be negotiated on a case-by-case basis with Bourns. Absent a written agreement between Bourns and the user regarding the use and level of such testing (e.g., AEC-Q200), or any designation of an individual Bourns® product as meeting the requirements of a particular industry standard (e.g., ISO/IATF 16949) or a particular qualification (e.g., UL listed or recognized), Bourns is not responsible for any failure of an individual Bourns® product to meet the requirements of such testing, industry standard or particular qualification.

Unless specifically agreed in writing, the prototypes or samples are provided “AS IS” without any warranty whatsoever from Bourns or its affiliates.

BOURNS DISCLAIMS ALL OTHER REPRESENTATIONS AND WARRANTIES, EXPRESS OR IMPLIED, INCLUDING THE WARRANTY OF FITNESS FOR ANY PARTICULAR PURPOSE.

※ THESE DRAWINGS AND SPECIFICATIONS ARE THE PROPERTY OF BOURNS (DONGGUAN) ELECTRONICS CO., LTD AND SHALL NOT BE REPRODUCED OR USED AS THE BASIS FOR THE MANUFACTURE OR SALE OF APPARATUS OR DEVICES WITHOUT EXPRESS WRITTEN PERMISSION FROM BOURNS.

 BOURNS (DONGGUAN) ELECTRONICS CO., LTD			PRODUCT NAME: INDUCTOR		
TOLERANCE (UNLESS OTHERWISE SPECIFIED)	SCALE: NTS.	PROJECT NO.: MAG-3000764	CUSTOMER: WOLFSPEED		
0<L<5:±0.1 5<L<16:±0.3 16<L<50:±0.5	ANGLE: ±1° 	PAGE NO.: 5 OF 5	CUSTOMER P/N: ---	REV.: ---	
			BOURNS P/N: BS501144T	REV.: 04	